



**LOGISTICS** FOR  
SUPPLY CHAIN OPTIMISATION



# Colombo International Logistics Conference



[www.cimc.lk](http://www.cimc.lk)

info@cimc.lk





# Sri Lanka Maritime & Logistics

*“Island in the ocean of opportunity”*

## Colombo International Logistics conference 2019

1 & 2 August 2019...The Garden City & Emerging metropolis of South Asia





# **Sri Lanka**, logistics Maritime, Free ports and beyond for a **Mega Logistics hub**



The gateway nation....in the  
middle of the Indian ocean

Connecting Rising East – Emerging West & Promising Africa  
Sri Lanka's emerging role in the global Shipping/logistics/trading & manufacturing industry



# SOUTH ASIA: THE HUB OF LIMITLESS POSSIBILITIES



Colombo International Logistics Conference



CONNECTING

NATIONS.

ENABLING

OPPORTUNITIES.



**WHY INVEST  
NOW?**



- **Worlds fastest growing economic region in the world**
- **Expanding middle class**
- **Expanding consumer market of over 2 billion population**
- **increasing manufacturing & FDI**
- **Increasing e –commerce market**
- **Centre of the Indian ocean, connecting continents**
- **BRI Hub of Hambantota linking maritime routes with East west trunk shipping lane**
- **Air Sea transfers and huge demand for logistics & distribution, warehousing services**



# Why Sri Lanka?

Future is just beginning- Colombo International Financial/Port city under construction



**V/2025** A COUNTRY ENRICHED





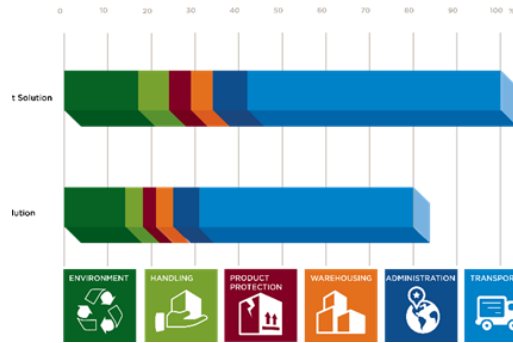
## What is Logistics?



Logistics should provide the means required to get goods, people, manufacturing capacity

- TO THE RIGHT PLACE
- AT THE RIGHT TIME
- IN THE RIGHT QUANTITY
- AT THE RIGHT QUALITY
- AT THE RIGHT PRICE
- WITH THE RIGHT LANGUAGE

Total Cost Index



Designed for a logistics hub

Centre between two logistics hubs of Dubai & Singapore

Maximum 4 days sailing to Dubai & Singapore

Maximum 4 hours flying to Dubai and Singapore

Highest number of air connectivity to India and South Asia

All top shipping lines service Sri Lanka

Investment incentives for logistics

Lowest cost base



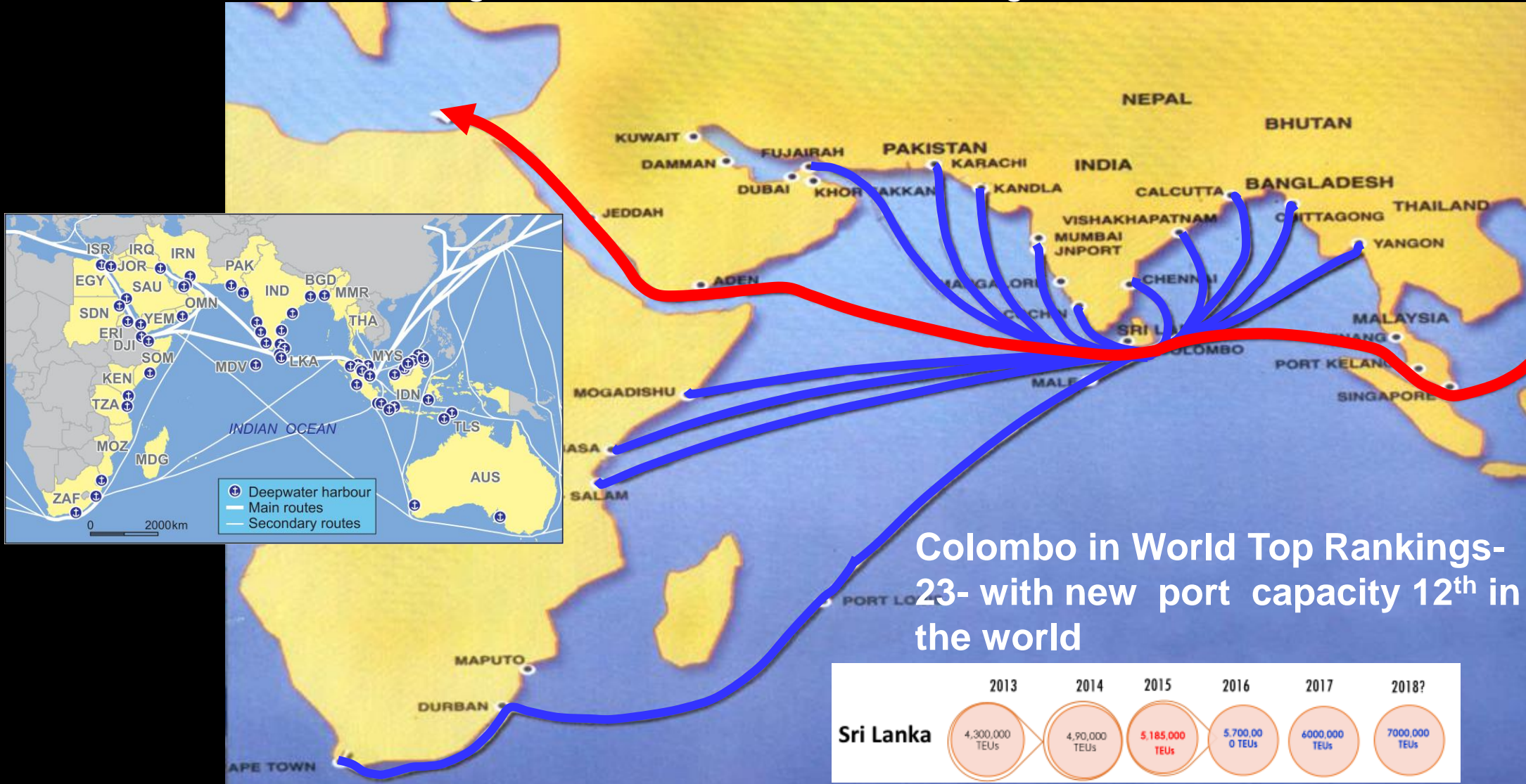
# Low cost storage for regional distribution

**Example: Comparison of storage & handling charges of Sri Lanka in comparison to closest free port destinations of Singapore/Dubai & Hong Kong. (2012) - US\$** © Copyright

Category	Sri Lanka	Dubai	Singapore	Hong Kong
Storage Charge per week per CBM	1.82	2.20	6.50	5.0
Handling Charge per CBM per move	1.34	1.90	4.50	4.50
Unloading/ loading charge per CBM per move	1.48	1.90	4.50	4.50



Positioning of Sri Lankan ports  
 connecting the busiest East West shipping corridor, a comparative  
 advantage with best trade corridors to region as a distribution hub



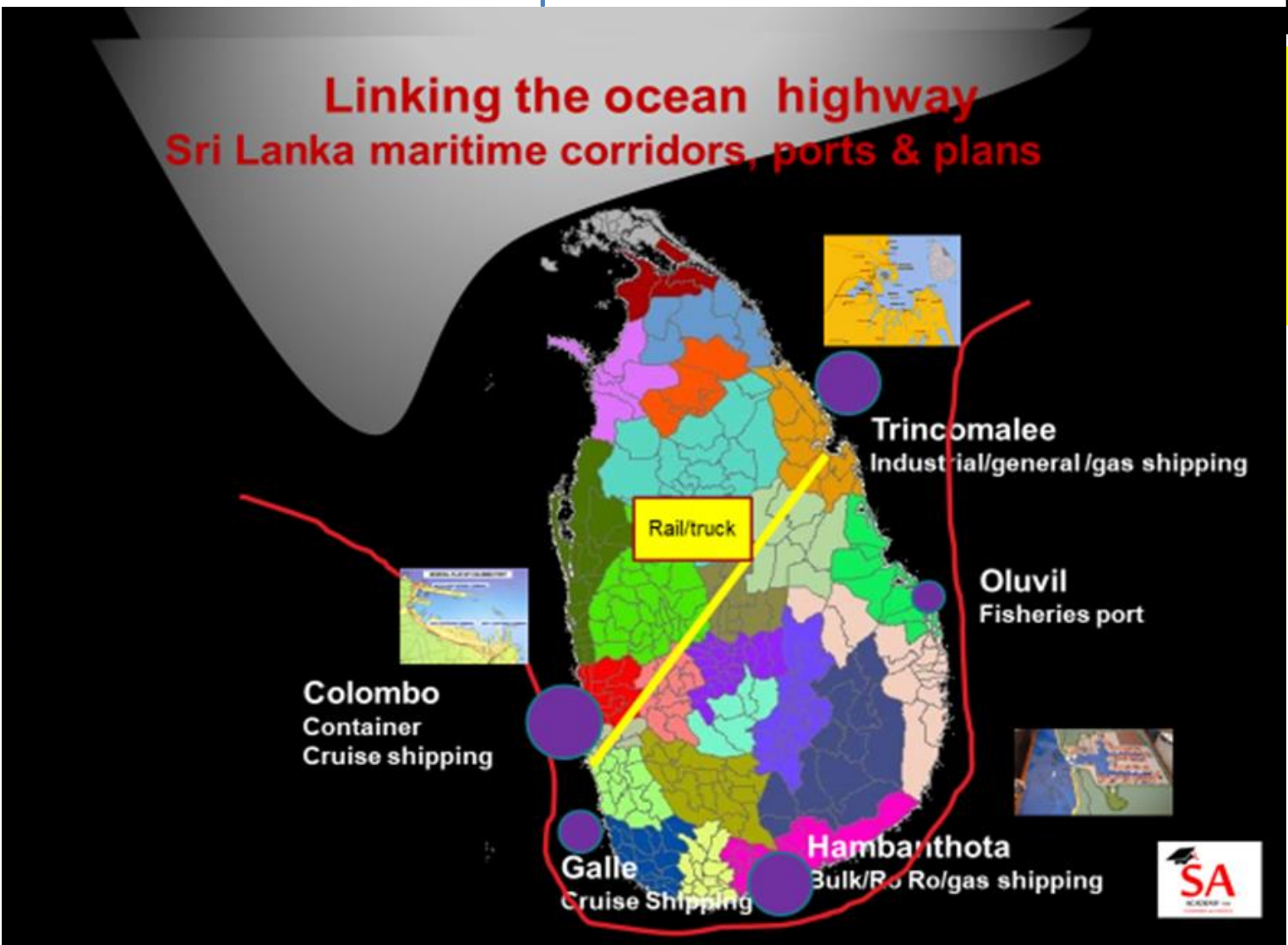
Center of the world's busiest east –west shipping lane

**Colombo- 22<sup>rd</sup>  
best port  
in the world port  
ranking-2018**

Exclusive strengths  
that support profits and reduction of cost  
with speed to markets

**Colombo- 13<sup>th</sup>  
best connected  
port  
in the world-2018**

**Linking the ocean highway  
Sri Lanka maritime corridors, ports & plans**



**Daily Sailings minimum to**

- ❖ USA - 1.5
- ❖ Europe - 1
- ❖ Mediterranean - 1.5
- ❖ Far - East - 3
- ❖ Gulf - 1.5
- ❖ Africa - 1
- ❖ India - 3-4
- ❖ Bangladesh - every 1.5 days
- ❖ Male - every 3 days

**Transit Times**

❖ USA East	- 19
❖ USA West	- 21
❖ U.K	- 17
❖ Europe	- 14-20
❖ Gulf ports	- 4-7
❖ African ports	- 9-14
❖ India	- 1-3
❖ Bangladesh	- -4
❖ Far East-China	- 4 to 14
❖ Japan	-14-17
❖ Mediterranean	- 9-12





Hambanthota International Port



**Three ports two airports**



Mattala International Air Port



Port of Colombo



Colombo International Air Port











Trincomalee Port





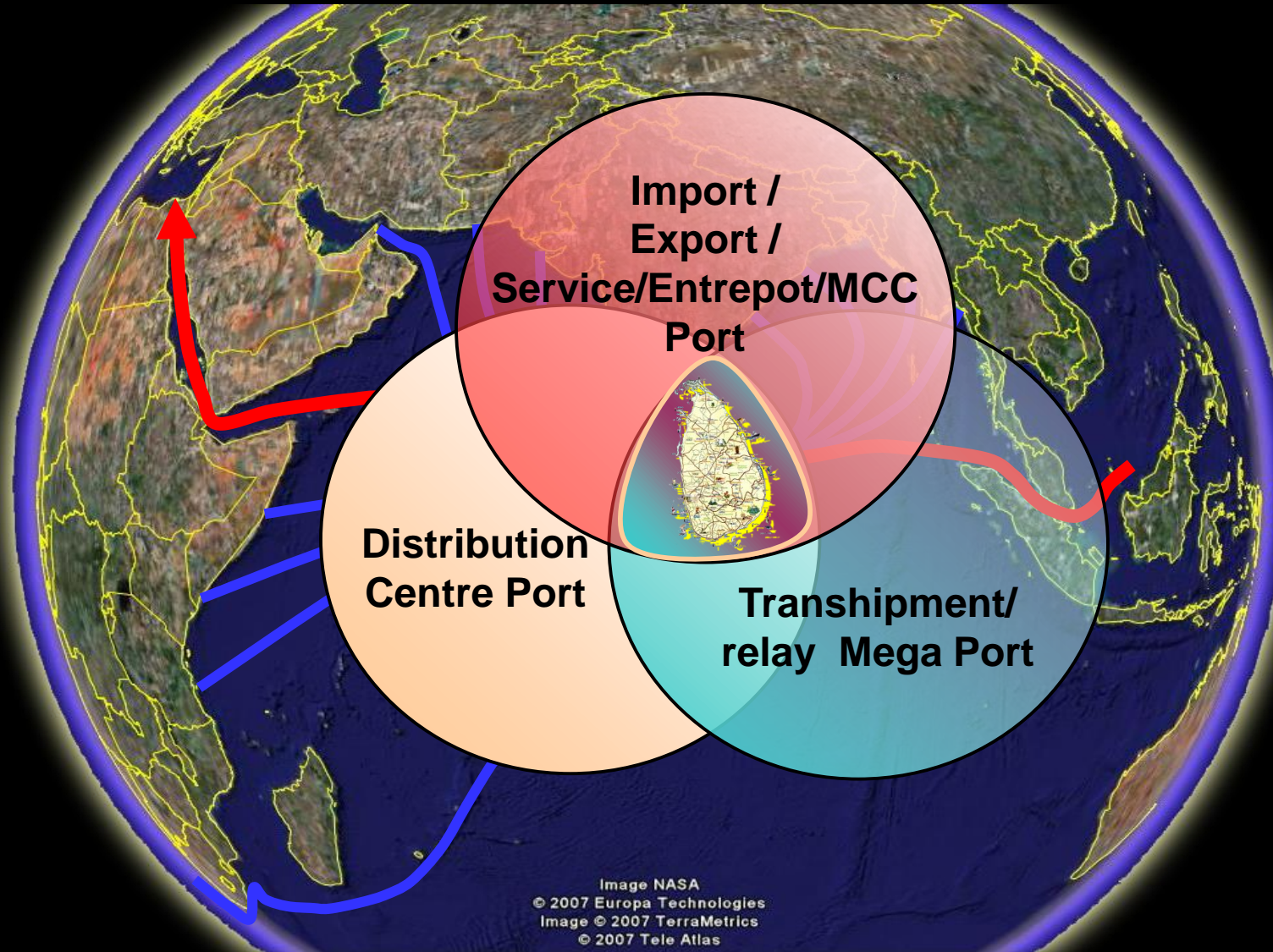
# South Asia's only port that can handle the largest ships is in Sri Lanka



		TEU tdw	LOA m	Breath m	Draft m	Containers rows across
<b>OOCL XY</b> 2016		21,100 TEU 200,000	400	58.8	16.0	23
<b>Maersk McKinney Moller</b> 2013		18,270 TEU 200,000	400	59.0	16.0	23
<b>CMA CGM Marco Polo</b> 2012		16,020 TEU 180,000	395	53.6	16.0	21
<b>Emma Maersk</b> 2006		15,550 TEU 175,000	397	56.4	16.0	22
<b>Gudrun Maersk</b> 2005		9,500 TEU 115,700	367	42.8	15.0	17
<b>Sovereign Maersk</b> 1997		8,160 TEU 105,000	347	42.8	14.5	17
<b>Regina Maersk</b> 1996		7,403 TEU 90,500	318	42.8	14.5	17
<b>NYK Altair</b> 1994		4,953 TEU 63,000	300	37.1	13.0	15



# Logistics HUB Strategy



# The market







# Energy-investments in refinery and bunkering

New Marine fuel storage tanks

Marine bunker fuel suppliers

Tank gauging system and Mass flow meters

Port of Colombo



Port of Trincomalee







[www.cimc.lk](http://www.cimc.lk)

info@cimc.lk

